







Year 3: 'Stone Age to Iron Age' Summer term 2 Homework Grid

Remember to ask if you need to borrow research resources or any art materials.

1. Literacy/ICT	2. Maths/ Science/Geography	3. Art/Music/DT
<p style="text-align: center;">Story writing</p> <p>Write a story set in the Bronze or Iron Ages using facts that you have learnt. Remember to include enough detail and description for the reader to be able to picture the scene and characters.</p> 	<p style="text-align: center;">Measuring</p> <p>If you were in the Bronze or Iron age you would not have had centimetres or metres but you still might have liked to measure things. (e.g. "My antelope is bigger than you antelope by half a hand!")</p> <p>What can you measure using 'non standard units of measurement'? Such as the width of your hand or your feet. Can you make up some of your own non standard units of measurement? What can you measure?</p> 	<p style="text-align: center;">Stone Age food</p> <p>Using your knowledge of what Stone Age people ate, can you create a snack for a Stone Age person? Obviously, certain foods will be tricky to get hold of (e.g. mammoth meat!) but you can be as creative as you like. Think about types of food that were available in the Neolithic era. Perhaps you can photograph your creation or bring it in to school. Write about the foods you have used and why.</p>  
<p style="text-align: center;">The Big Project (continued)</p> <p>Research an aspect of pre-historic Britain; the Stone Age, Bronze Age or Iron Age and use what you find out to create a full project. You can present this in any way you wish. This can count as a whole half term's homework so really work your hardest and become your class expert.</p>	<p style="text-align: center;">Bronze Age and Iron Age in Sussex</p> <p>Research any Bronze Age or Iron Age sites in Sussex that you can present information about and produce a map showing their locations.</p> 	<p style="text-align: center;">Musical instruments</p>  <p>Using recycling materials, make a musical instrument that could have been used during the Stone Age to Iron Age. You will need to write a description about how to play your instrument and be imaginative about what the materials could have been in prehistoric times.</p> <p>Example: a type of recorder that is made out of animal bones.</p>
<p style="text-align: center;">Poetry</p> <p>Write a poem about the Stone Age. You can choose the style of poem, this includes shape poems and calligrams. Present your poem carefully and be prepared to read it to an audience.</p>	<p style="text-align: center;">Find out about volcanoes</p> <p>Can you produce a fact sheet or Power Point about volcanoes? You can choose a specific volcano or research some facts about volcanoes around the world. Where are they in the <i>world</i>? <i>Are there any volcanoes in Britain?</i> <i>Why do some of them erupt?</i></p>	<p style="text-align: center;">Bronze Age and Iron Age art</p> <p>Look at how people in the Bronze and Iron Ages used metal e.g. for weapons and jewellery. Can you create a model, painting or drawing of a Bronze or Iron Age object?</p> 