



Parent Meeting Introduction to Read Write Inc.



Teach a child to read and keep that child reading and we will change everything.

And I mean everything.

Jeanette Winterson

Phase 1

Rhyme

Rhythm

Alliteration

Action Songs

Sound discrimination

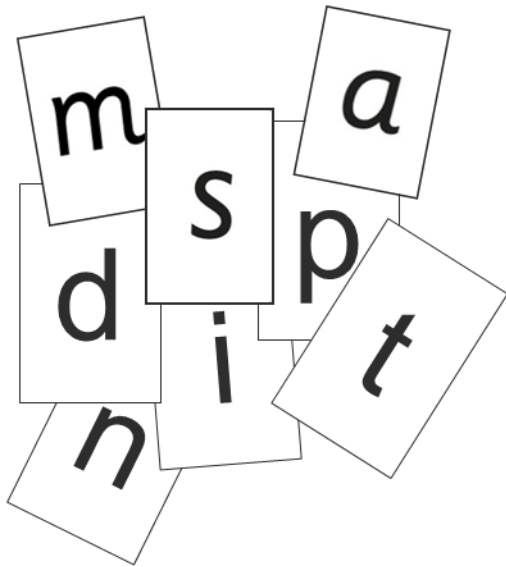
Nursery Rhymes



Phase 2/3

Letter progression (one set per week)



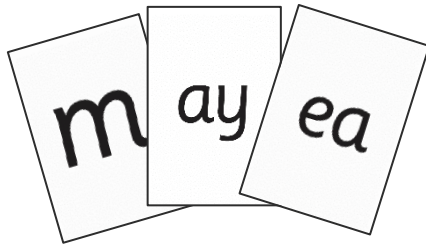
One phoneme (sound) 4 per week.



Make friends with Fred!



Read Write Inc. Phonics daily lessons



Who is Read Write Inc. for?

Read Write Inc.

Phonics

Black Hat Bob

Black Hat Bob

Set 1 Story 5

a e i o u



Story by Gill Munton
Illustrated by Tim Archbold
Series developed by Ruth Miskin

OXFORD

8

Black Hat Bob
is on his ship.

This is his peg leg.



Read Write Inc.

Progress groups

Group children by phonic stages.

Teach to the group's challenge level.

Re-assess all children every half term.

Group children by their progress in word reading and fluency.

One-to-one tutoring – ‘keep up, not catch up!’



Some codes are easier than others

English



44 speech sounds
26 letters
150+ graphemes

Spanish



24 speech sounds
26 letters
29 graphemes

ear

pear

pearl

Speed Sounds chart

Complex Speed Sounds chart

Consonants: stretchy

f	l	m	n	r	s	v	z	sh	th	ng
ff	ll	mm	nn	rr	ss	ve	zz	ti		nk
ph	le	mb	kn	wr	se		s	ci		
					c					
					ce					

Consonants: bouncy

b	c	d	g	h	j	p	qu	t	w	x	y	ch
bb	k	dd	gg		g	pp		tt	wh			tch
	ck				ge							
	ch											

Vowels

a	e	i	o	u	ay	ee	igh	ow
	ea				ā-e	y	ī-e	ō-e
					ai	ea	ie	oa
						e	i	o

oo	oo	ar	or	air	ir	ou	oy	ire	ear	ure
ū-e			oor	are	ur	ow	oi			
ue			ore		er					
ew			aw							
			au							

What is phonics?

Sounds (graphemes)

m	a	t
---	---	---

sh	i	p
----	---	---

mat

ship

demonstrate, containing, roamed, trivial, injured,
whimper

Phonic terminology: some definitions

Some definitions

A *phoneme* is the smallest unit of sound in a word.

C-u-p

c-a-t

d-o-g

Some definitions

Grapheme

Letter(s) representing a phoneme

t

ai

igh

Some definitions

Oral blending

Hearing a series of spoken sounds and merging them together to make a spoken word – no text is used.

For example, when a teacher calls out 'b-u-s', the children say 'bus'.

This skill is usually taught before blending and reading printed words.

Some definitions

Blending

Recognising the letter sounds in a written word, for example **c-u-p**, and merging or synthesising them in the order in which they are written to pronounce the word 'cup'.

Some definitions

Segmenting

Identifying the individual sounds in a spoken word

(e.g. **h-i-m**) and writing down or manipulating letters for each sound to form the word 'him'.

In RWI we call this **FRED TALKING**

Some definitions

Digraph

Two letters, which make one sound

In RWI we call these “special friends”

A consonant digraph contains two consonants

sh ck th ll

A vowel digraph contains at least one vowel

ai ee ar oy

Some definitions

Trigraph

Three letters, which make one sound

igh

dge

In RWI we represent a phoneme as a dot and a digraph or trigraph as a dash

Fish

• • —

bright

• • • —

Some definitions

Split digraph

A digraph in which the two letters are not adjacent (e.g. make).

In RWI these are chatty sounds that need splitting up.

“ Where’s my friend? He’s on the end!”

Speedy sounds + Fred =
decoding



+



Speed Sounds Set 1

Consonant sounds – stretchy

f	l	m	n	r	s	v	z	sh	th	ng
										nk

Consonant sounds – bouncy

b	c	d	g	h	j	p	qu	t	w	x	y	ch
	k											

Vowel sounds – bouncy

a	e	i	o	u	ay	ee	igh	ow
---	---	---	---	---	----	----	-----	----

Vowel sounds – stretchy

Vowel sounds – stretchy

oo	oo	ar	or	air	ir	ou	oy
----	----	----	----	-----	----	----	----

Pure Sounds (ruthmiskin.com)



Speed Sounds Set 2

Consonant sounds – stretchy

f	l	m	n	r	s	v	z	sh	th	ng
										nk

Consonant sounds – bouncy

b	c	d	g	h	j	p	qu	t	w	x	y	ch
	k											

Vowel sounds – bouncy

a	e	i	o	u	ay	ee	igh	ow
---	---	---	---	---	----	----	-----	----

Vowel sounds – stretchy

Vowel sounds – stretchy


oo	oo	ar	or	air	ir	ou	oy
----	----	----	----	-----	----	----	----

Connect and repeat

ay



aw



Speed Sounds Set 3

Consonant sounds

f	l	m	n	r	s	v	z	sh	th	ng
ff	ll	mm	nn	rr	ss	ve	zz	ti		nk
ph	le	mb	kn	wr	se		s	ci		
					c		se			
					ce					









b	c	d	g	h	j	p	qu	t	w	x	y	ch
bb	k	dd	gg		g	pp		tt	wh			tch
	ck				ge							
	ch				dge							

Vowel sounds

a	e	i	o	u	ay	ee	igh	ow
	ea				<u>a</u> -e	<u>e</u> -e	<u>i</u> -e	<u>o</u> -e
					ai	y	ie	oa
						ea	i	o
						e	y	

oo	oo	ar	or	air	ir	ou	oy	ire	ear	ure
<u>u</u> -e			oor	are	ur	ow	oi			
ue			ore		er					
ew			aw							
			au							

Set 1 Speed Sounds

Sound	Say the sound		Read the sound	Review the sounds	Write the letter		Speed write	Fred Talk (oral)
s (stretchy - see p.34)	 <p>Keep your teeth together and hiss</p>	 <p>Use Picture Sound Cards: ssssnake, ssssnail, sssspider, ssssun</p>	 <p>Draw the snake on the board, then write s next to it.</p>	 <p>Spot the new sound in the pack</p>			 <p>Select 3 sounds you have taught children so far.</p>	 <p>s-a-dsad s-a-t sat s-i-t sit</p>

Virtual Classroom films

fun

• • •



How do I use the Virtual Classroom?

1. Set aside 10 minutes to watch a film with your child each day.
2. Find a quiet space for your child to watch the film on a laptop or tablet.
3. Praise your child as they join in with the lesson – make it fun!

The more they practise using these films, the quicker they'll learn to read.

Teach spelling using Fred Finger



Three reads

1. Read every word **accurately**.
2. Read more words **'at a glance'**.
3. Read the whole story accurately, fluently and with a **storyteller's voice**.

Three reads



Pin it on


Introduction
In this story, some children are playing a game called 'Pin the tail on the donkey'. They are blindfolded, and need to attach the tail to the right place. Let's see how they do!

pin it on



not on its leg

4



"Snatchosaurus is a very dangerous dinosaur," she said.
 "So it's obvious! We need to find an *even more* dangerous dinosaur to catch him!"

"But where can we find a dinosaur like that?" asked Stegosaurus, cautiously.

"We will make one!" came the reply.

So they got out their scissors, and their pencils, and their paper, and their card, and their paints, and their sticky tape ... and they made ... a Catchasnatchosaurus!
 And the famous Snatchosaurus was never seen again!

15

'Special Friends', 'Fred Talk'

1.6

ship

"Get off **my** ship!" **said** Black Hat Bob.

"**No,**" **said** Red Hat Rob.

"**I** will not."



Red Words

I





said

This is Red Hat Rob.



“I will grab that cash box,” he said.

What books will children bring home?



Read Write Inc.

What is the Phonics Screening Check?

A word-reading test at the end of Year 1.

Children read 40 words.

'Special Friends', 'Fred Talk'

1.6

ship

A large, black, lowercase word 'ship' is centered on a light green background. Below the word, there is a horizontal grey line under the 's', and two grey dots under the 'i' and 'p' respectively, indicating starting points for writing or tracing.

Nonsense words



sheb



glight



ched




teb

Reading aloud is transformational


Being read *to* is the most powerful predictor of a child's future reading comprehension.

What can I do?

1. Use pure sounds rather than letter names.
2. Use Fred Talk to help your child to read and spell words.
3. Listen to your child read their Storybook every day.
4. Watch the Virtual Classroom films together.
5. Read stories to your child every day.




Learning to read at home



Parents, carers and families

We support our schools to work in partnership with you at home. This includes books for home reading, information booklets and a Virtual Classroom with films for children to practise.






See how to support your child at home with our Virtual Classroom.

Films

These 17 films show you step by step how to teach children to read and write with Read Write Inc. Phonics. If your child is in a school that teaches Read Write Inc. or if you have bought a parent pack, the films will help you and your child practise together at home. If you have a question, please get in touch via our [Facebook](#) or [X](#) pages and subscribe to our [YouTube](#) channel.

Parent and carer films	17 Videos
How Read Write Inc. phonics w...	2:47
Understanding how phonics wo...	2:58
How to help your child learn th...	2:45
What to expect from the phonic...	1:52
Parents: how to listen to your c...	2:25
Why read to your child?	2:08
18 things to think about when...	2:04



Watch on  

Home reading guidance documents

Parent FAQs	Handwriting phrases	Fred Games	List of Read Write Inc. reading books
-------------	---------------------	------------	---------------------------------------





Reading feeds the imagination. It expands horizons and offers new and exciting ways of seeing and making sense of our lives and of the world around us.

Michael Morpurgo